




Fry's First 100 Words Snakes and Ladders



Fry's First 100 Words Snakes and Ladders Games Guide for Teachers




 **Statement of Purpose:** This resource gives elementary aged students the opportunity to revise and learn the first set of Fry's most used words. Children will interact with peers whilst using known reading strategies to demonstrate reading skills.

 **How to use this resource:** Print and laminate your set of 6 snakes and ladders games for students to play in small groups of between 2 and 6 players. You must demonstrate how to play the game and how to apply known reading strategies such as: Does it look right? Does it sound right? Can you sound it out? Have a go and so on.

The first player rolls one die and moves their object to the appropriate box. They must read each word they move over as they go. If the player doesn't read each word, they must go back to where they started and the next player takes their turn. If a player doesn't know a word, what strategies can you they use to find out Children can ask other players for help. Each player must find their way to the 'finish' box at the top of the game by reading the words correctly. Avoid landing on the snakes head and sliding down and try to climb ahead by moving up the ladders.

Variation: When landing on the final word of their turn, players can put that word into a sentence as well as reading it.

 **Clip art by:** [Scrapin Doodles](http://www.scrapin.com).





Fry's First 100 Words Snakes and Ladders

Game 1



a	or	and	Finish
to	in	is	you
that	it	he	was
for	on	are	as
with	his	they	I
at	be	this	have
Start	or	one	had

Players: 2-6

Instructions: All players begin on the 'start' box at the bottom of the game.



Roll one die and move your object to the appropriate box. Read each word you move over as you go. If you don't read each word, you must go back to where you started and the next player takes their turn. If a player doesn't know a word he should use his reading strategies. Players can ask other players for help. Each player must find their way to the 'finish' box at the top of the game by reading the words correctly. Avoid landing on the snake heads and sliding down and try to climb ahead by moving up the ladders.

Variation: When landing on a word, players can put that word into a sentence as well as reading it.



Fry's First 100 Words Snakes and Ladders

Game 2



not	word	but	Finish
↑ what	all	were	we
↑ when	your	can	said
↑ there	use	an	each
↑ which	she	do	how
↑ their	if	will	up
Start	about	out	many

Players: 2-6

Instructions: All players begin on the 'start' box at the bottom of the game.



Roll one die and move your object to the appropriate box. Read each word you move over as you go. If you don't read each word, you must go back to where you started and the next player takes their turn. If a player doesn't know a word he should use his reading strategies. Players can ask other players for help. Each player must find their way to the 'finish' box at the top of the game by reading the words correctly. Avoid landing on the snake heads and sliding down and try to climb ahead by moving up the ladders.

Variation: When landing on a word, players can put that word into a sentence as well as reading it.



Fry's First 100 Words Snakes and Ladders

Game 3



so	them	these	Finish
↑ some	her	would	make
like	him	into	time
↑ has	look	two	more
write	go	see	number
↑ no	way	could	people
Start	than	first	water

Players: 2-6

Instructions: All players begin on the 'start' box at the bottom of the game.



Roll one die and move your object to the appropriate box. Read each word you move over as you go. If you don't read each word, you must go back to where you started and the next player takes their turn. If a player doesn't know a word he should use his reading strategies. Players can ask other players for help. Each player must find their way to the 'finish' box at the top of the game by reading the words correctly. Avoid landing on the snake heads and sliding down and try to climb ahead by moving up the ladders.

Variation: When landing on a word, players can put that word into a sentence as well as reading it.



Fry's First 100 Words Snakes and Ladders

Game 4



am	call	who	Finish
↑ its	now	↑ find	long
↓ down	day	↓ did	↑ get
↑ come	made	may	part
↑ the	from	by	↑ other
↑ then	my	been	↑ on
Start	at	with	↑ were

Players: 2-6

Instructions: All players begin on the 'start' box at the bottom of the game.



Roll one die and move your object to the appropriate box. Read each word you move over as you go. If you don't read each word, you must go back to where you started and the next player takes their turn. If a player doesn't know a word he should use his reading strategies. Players can ask other players for help. Each player must find their way to the 'finish' box at the top of the game by reading the words correctly. Avoid landing on the snake heads and sliding down and try to climb ahead by moving up the ladders.

Variation: When landing on a word, players can put that word into a sentence as well as reading it.



Fry's First 100 Words Snakes and Ladders

Game 5



has	they	each	Finish
↑ day	I	which	look
↑ did	at	she	two
↑ get	be	do	more
↑ come	this	how	write
↑ made	have	their	go
Start	may	from	if

Players: 2-6

Instructions: All players begin on the 'start' box at the bottom of the game.



Roll one die and move your object to the appropriate box. Read each word you move over as you go. If you don't read each word, you must go back to where you started and the next player takes their turn. If a player doesn't know a word he should use his reading strategies. Players can ask other players for help. Each player must find their way to the 'finish' box at the top of the game by reading the words correctly. Avoid landing on the snake heads and sliding down and try to climb ahead by moving up the ladders.








Variation: When landing on a word, players can put that word into a sentence as well as reading it.



Fry's First 100 Words Snakes and Ladders

Game 6



	the	see	of	Finish
↑	or	one	up 	no
	a	by 	to 	but
↑	out	all 	her	who
	its	did 	get	we
↑	for	his	 an	she
	Start	about	 not	your

Players: 2-6

Instructions: All players begin on the 'start' box at the bottom of the game.



Roll one die and move your object to the appropriate box. Read each word you move over as you go. If you don't read each word, you must go back to where you started and the next player takes their turn. If a player doesn't know a word he should use his reading strategies. Players can ask other players for help. Each player must find their way to the 'finish' box at the top of the game by reading the words correctly. Avoid landing on the snake heads and sliding down and try to climb ahead by moving up the ladders.

Variation: When landing on a word, players can put that word into a sentence as well as reading it.

Have you
DROPPED BY
OUR NEW BIOG?
CLICK HERE TO
SEE MORE!



Thank You for downloading our resource! I hope it saves you some time and energy! If you have any questions about any of our resources, please contact me (Emma) via my [TpT store](#).



Welcome to the **clever classroom** BIOG!
Resources and ideas for 3-8 year-olds from Mrs. Farrell

★ Copyright



The material provided in our Teachers Pay Teachers store is **copyright protected** and is to be used for single classroom use only. Resources are not to be reproduced or sold in any capacity. Files cannot be modified in any way by the user as all files are protected by PDF format to sustain the design and protect any clip art used, as requested by clip art sellers. Please email emma@cleverclassroom.com.au if you have any further questions.



Multiple user Licenses: TpT has now introduced an option to purchase more than one license for each TpT purchase that you make. If you would like a colleague to have a copy of one of our resources please select the multiple user license option in checkout or log back in and you can add it from the 'My Purchases' tab. Most of our multiple user licenses are priced at 50% of the original.

★ Similar resources that you might like:



or you might like to visit our **Literacy Games and Activities** category in our TpT store for more ideas to save you time.

